


1



Scenario 1:

You are completing a subject with a friend. You've already finalised your written report for an assessment - you are really organised!

A friend is less organised and asks for a copy the day before it is due "just for ideas". What do you do?

Discuss with the group how you could respond to this scenario, then spin the wheel.

After you've spun the wheel, turn the card over and read out your outcome.

2



Scenario 2:

The upcoming assignment is a speech and you and a friend are unsure of what to say. You are in different tutorials. Everyone in the subject has the same question.

What do you do?

Discuss with the group how you could respond to this scenario, then spin the wheel.

After you've spun the wheel, turn the card over and read out your outcome.

3




Scenario 3:

You have to produce a digital artifact to communicate important information for a mock client. You choose to make an infographic. You have a friend who completed the subject last session and they offer you their infographic for ideas. What do you do?

Discuss with the group how you could respond to this scenario, then spin the wheel.

After you've spun the wheel, turn the card over and read out your outcome.

4




Scenario 4:

You've completed the research and writing for an assignment for a subject, but you're not sure whether your use of English is correct for the style of assignment. What do you do?

Discuss with the group how you could respond to this scenario, then spin the wheel.

After you've spun the wheel, turn the card over and read out your outcome.

5




Scenario 5:

A friend tells you that they've hacked the subject coordinator's emails and have the questions and answers for the upcoming final exam. What do you do?

Discuss with the group how you could respond to this scenario, then spin the wheel.

After you've spun the wheel, turn the card over and read out your outcome.

6




Scenario 6:

You are struggling with an upcoming written report that requires you to summarise and apply the theory that you've covered during the session. What do you do?

Discuss with the group how you could respond to this scenario, then spin the wheel.

After you've spun the wheel, turn the card over and read out your outcome.

7




Scenario 7:

You are finalising your written report and realise that you haven't been keeping track of your references. What do you do?

Discuss with the group how you could respond to this scenario, then spin the wheel.

After you've spun the wheel, turn the card over and read out your outcome.

8



Scenario 8:

You are required to summarise the existing theory for an assessment. You are unsure how to paraphrase and a friend suggests "spinning" websites that take work and automatically paraphrase it for you. What do you do?

Discuss with the group how you could respond to this scenario, then spin the wheel.

After you've spun the wheel, turn the card over and read out your outcome.

4

ANSWER



Pay an editing and grammar service to professionally edit your assignment. They re-write portions of your assignment so that it makes more sense. The assignment marker notices that the language in your assignment is different to other pieces of writing and you are found guilty of misconduct.



You approach university support staff and they show you how to use Grammarly to review and edit your own assignment. You improve your English language skills and this helps you in future assignments.

3

ANSWER



You look at their work and copy the layout and colours, changing only the words. Your marker identifies that you have plagiarised the layout and colours from a previous work. You are found guilty and receive 0 for the assessment. Your friend is also retrospectively given a 0 penalty and their subject mark is reduced.



You look at their work but create your own infographic from scratch. You assess your work against the marking criteria before submission to make sure you've followed all of the requirements.

2

ANSWER



You give the same speech. The speeches were videoed. During the marking process, your teacher noticed the content was exactly the same. You are both charged and found guilty of cheating and receive 0.



You organise a study session where you'll practice your speeches on each other and mark them according to the subject guide. Then go away and revise your work based on the feedback.

1

ANSWER



Without your knowledge, the student takes your work and changes the cover page and submits it as their own. You are both charged and found guilty of cheating and receive 0 for the assessment.



You appreciate that they might need some help however you do not give them a copy because of the risk of plagiarism. Instead, you offer to discuss their report with them and provide some feedback.

8

ANSWER



You rely on the "spinning" website to paraphrase. It replaces technical terms in your field with irrelevant words so that your paraphrased material does not make sense. You receive a Fail grade for the assessment.



You review your institution's website material on paraphrasing and make an appointment to see a support staff member. They review your work and give you some feedback on how to improve your paraphrasing. You receive a Distinction grade for the assessment.

7

ANSWER



You fabricate some in-text citations and references. Your marker discovers the fabrication. You are charged with cheating and receive 0 for the assessment task. You do not have sufficient marks to pass the subject.



You stay up late and go back to your original notes to create the correct reference list and in-text citations in an online referencing system such as EndNote and Mendeley. You decide to enter sources in the system as you do your research next time.

6

ANSWER



You see a flyer for a writing service that guarantees all work is 100% plagiarism free. You pay \$150 for a report. Your lecturer identifies this work is not your own. You are charged with contract cheating and receive 0 for the subject.



You make an appointment with your lecturer. They provide you with some guidance. You also work with your institution's student support services to prepare your report. You receive a Credit.

5

ANSWER



Accept the materials, memorise the answers and use them in your final exam. The subject coordinator changes the questions and you are unable to answer these new questions and get very few marks.



Refuse the materials and follow your coordinator's guidance on how to prepare for the exam. You also choose to talk to the coordinator and share with them the information that they may have been hacked.